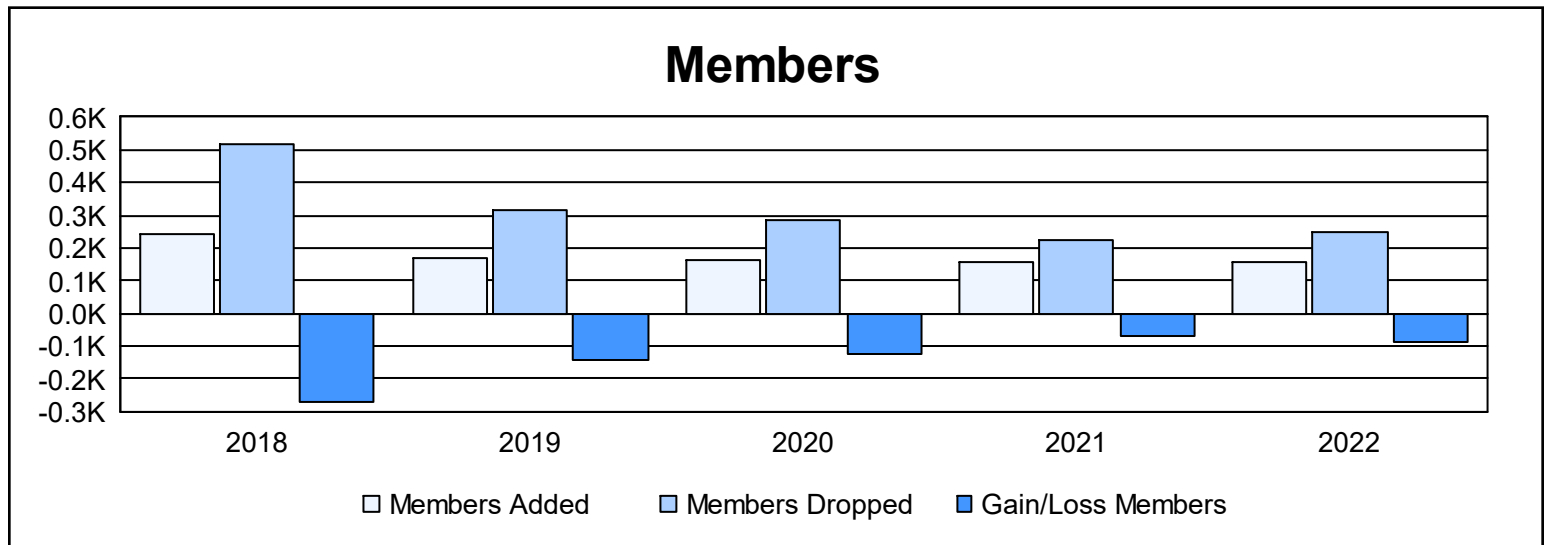
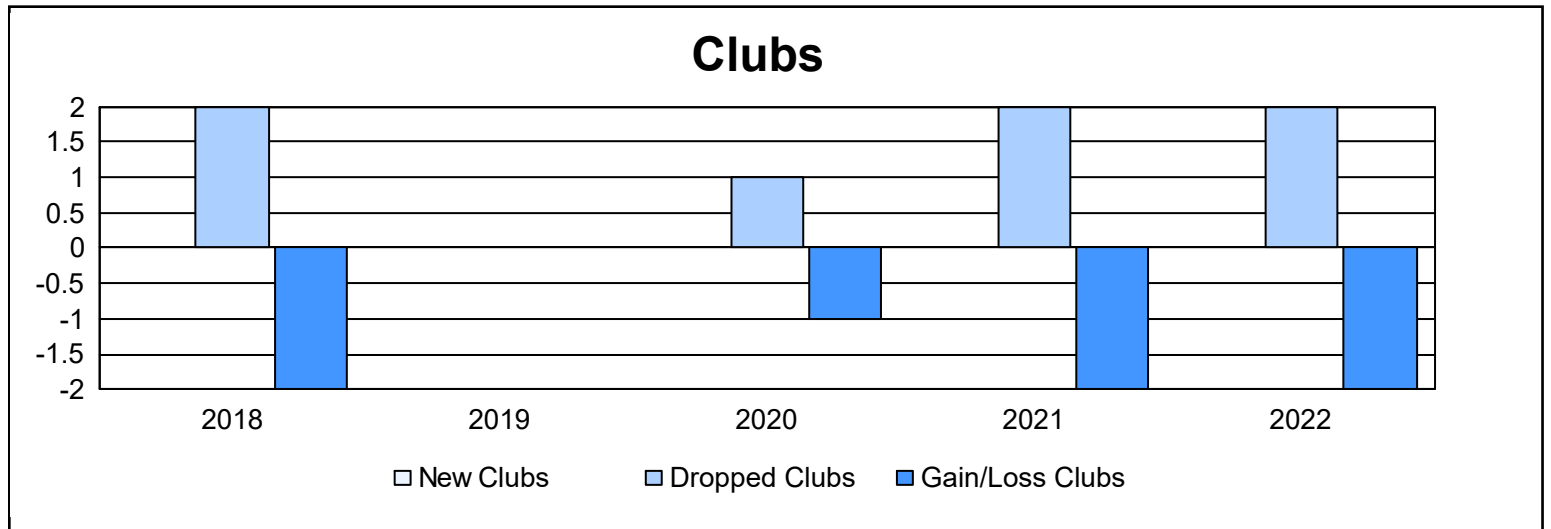
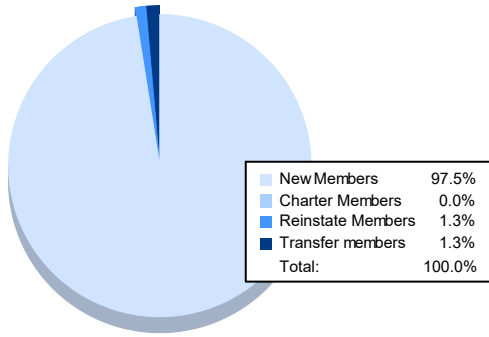


Year	New Clubs	Dropped Clubs	Gain/ Loss Clubs	New Members	Charter Members	Reinstate Members	Transfer Members	Total Member Added	Total Members Dropped	Gain/ Loss Members
2017-2018	0	2	-2	238	0	2	3	243	516	-273
2018-2019	0	0	0	166	0	2	3	171	315	-144
2019-2020	0	1	-1	154	0	4	3	161	285	-124
2020-2021	0	2	-2	155	0	0	0	155	223	-68
2021-2022	0	2	-2	154	0	2	2	158	247	-89
<b>Average</b>	<b>0</b>	<b>1</b>	<b>-1</b>	<b>173</b>	<b>0</b>	<b>2</b>	<b>2</b>	<b>178</b>	<b>317</b>	<b>-140</b>



### Membership Composition June 2022 Cumulative



### Gender Composition June 2022 Cumulative

